

Fund Factsheet

Special Situations

As at 30 November 2011

Fund objective

The investment objective of this fund is to achieve capital growth by active investment in UK companies with above average potential for growth. The Halifax Special Situations Life and Pension funds invest directly into the Halifax Special Situations OEIC.

Investment approach

To select and actively manage a portfolio of large, medium and small sized companies with above average potential for capital growth. Advantage will be taken of opportunities offered by management pressures, recovery situations and market anomalies.

Fund managers commentary

A nine-day losing streak in the latter half of the month ensured UK equities finished November in negative territory. But co-ordinated action by the world's main central banks aimed at easing pressures in the global financial system boosted sentiment at the close. We took advantage of a period of short-term underperformance at Resolution (after the company confirmed it had considered acquiring rival Phoenix) to add to our holding in the group. New positions during the month included BSKyB and Invensys. (As at 30 November 2011. Source: Scottish Widows Investment Partnership Ltd)

Fund performance

Discrete performance

%	30 Nov 06 30 Nov 07	30 Nov 07 28 Nov 08	28 Nov 08 30 Nov 09	30 Nov 09 30 Nov 10	30 Nov 10 30 Nov 11
Life	6.70	-37.19	32.13	8.33	-3.61
Pension	7.84	-37.38	32.89	8.82	-3.56
OEIC	7.24	-38.04	32.78	8.08	-3.28

Basis: % growth, bid to bid in sterling. Returns are shown net of annual management charges only, with net income reinvested for the OEIC and life funds and gross income reinvested for pension funds.

OEIC fund returns are calculated using share class C. Pension fund returns are calculated using the single priced 2000 pension fund. Life returns are calculated using the single priced life fund.

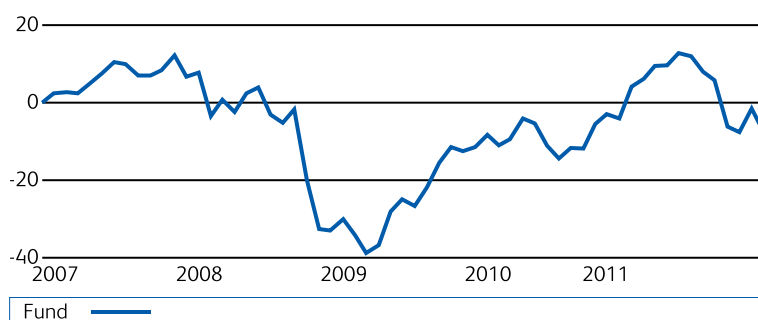
Source all returns: Lipper, a REUTERS company

Cumulative performance

%	1 Mth	3 Mths	YTD	1 Yr	3 Yrs	5Yrs
Life	-6.12	-1.44	-11.21	-3.61	37.98	-7.53
Pension	-6.50	-1.35	-10.79	-3.56	39.47	-5.82
OEIC	-5.77	-0.54	-10.51	-3.28	38.80	-7.78
Benchmark	-0.37	2.11	-4.27	2.57	47.89	8.78

Source all returns: Lipper, a REUTERS company

Cumulative investment performance – over 5 years



Basis: % growth, total return (net), bid to bid sterling. Returns are shown net of annual management charges. This figure does not reflect initial charges. Source all returns: Lipper, a REUTERS company Chart start date: 30/11/2006

Fund facts

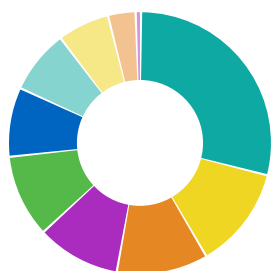
Fund management house	Scottish Widows Investment Partnership Ltd
Fund manager	Johnny Russell
OEIC fund size (£m)	187.01
Life fund size (£m)	50.26
Pension fund size (£m)	41.62
Number of holdings	36
Launch date	
OEIC	30/11/1984
Life	03/12/1984
Pension	06/03/2000
Annual management charge	
OEIC	1.0% - 1.5%
Life	0.50% - 1.40%
Pension	0.50% - 1.45%
ABI Sector	UK All Companies
IMA Sector	UK All Companies
Benchmark	FTSE All Share TR
Distribution dates	31/07
OEIC only	
Availability	OEIC, Life and Pension

Contact details: For further information please contact: **your local Halifax branch** or visit our website: www.halifax.co.uk/investments

Important notes: Past performance is not a guide to future performance. The investment's value and the income from it will fall as well as rise and may be affected by market and currency movements. You may get back less than originally invested. Cash on deposit is more secure, generally more accessible and provides greater certainty of growth.

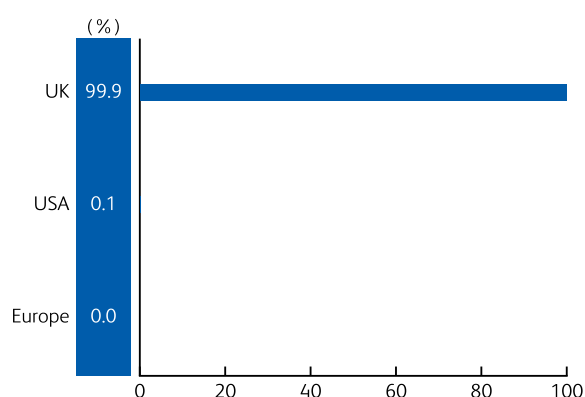
This document is provided for the purpose of information only. This factsheet is intended for individuals who are familiar with investment terminology. Please contact your financial adviser if you need an explanation of the terms used. This material should not be relied upon as sufficient information to support an investment decision

Fund sector breakdown



Oil & Gas	29.4%
Health Care	12.7%
Financials	11.3%
Consumer Goods	10.3%
Industrials	10.2%
Consumer Services	8.5%
Utilities	7.8%
Cash/Others	6.3%
Basic Materials	3.2%
Technology	0.4%

Geographic distribution



Top holdings

	%
BP	9.5
GlaxoSmithKline	8.6
REED ELSEVIER	7.4
SABMILLER	6.4
AstraZeneca	4.9
SMITHS GROUP	4.9
INDUS GAS LTD ORD GBP0.01	4.9
BERKELEY GROUP HOLDINGS	4.6
RESOLUTION	4.4
ROYAL DUTCH SHELL B	3.7
	59.3

Glossary

ABI Sector – The Association of British Insurers classification scheme for life and pension funds that share similar characteristics, e.g. Balanced Managed

Annual management charge – A charge taken from the fund sometimes referred to as yearly management charge. The charge is expressed as a percentage per annum but is normally taken daily from the fund

Asset allocation – The process of dividing investments among different kinds of asset classes such as stocks, bonds, property and cash

Benchmark – A measure against which the performance of a fund is compared. The benchmark could be an index for example the FTSE 100, or a sector average

Bid price – The price at which you can sell units of a fund

Bonds (Fixed Interest Securities) – A bond can be issued by either a company (corporate bond) or a government (gilt) and is a way of raising capital. Most bonds promise to pay a fixed rate of interest for a given period of time, at the end of which the holders are repaid the capital sum

Cumulative Performance – Represents total return over a given period

Discrete Performance – Represents individual yearly performance

Dividends – A portion of a company's profit paid to the shareholders

Equities – Commonly used term for shares in a company

IMA Sector – The Investment Management Association classification scheme for OEIC/ISA funds that share similar characteristics, e.g. Cautious Managed

Net Asset Value (NAV) – The value of an entity's assets less the value of its liabilities

OEIC (Open Ended Investment Company) – An OEIC is a pooled investment fund of variable size set up as a company. It owns investment assets, for example stocks and shares, gilts, bonds and other financial instruments. The size of an OEIC varies reflecting the market value of its underlying investments

Offer Price – The price at which you can buy units of a fund

Sector Average – The average performance of all the funds within a particular sector, for example the IMA Balanced Managed sector

Underweight/Overweight – Funds have a target allocation to a particular sector or asset type, for example a managed fund may have a target allocation to equities of 50%. If the fund holds 52% in equities it is said to be overweight equities. Similarly if the fund holds 48% in equities it is said to be underweight equities

Yield (Historical) – reflects distribution declared over the past twelve months as a percentage of the mid market unit price, as at the date shown.

Yield (Distribution) – reflects the amount that may be expected to be distributed over the next twelve months as a percentage of the mid-market price of the fund as at the date shown. It is based on the snapshot of the portfolio on that day.